



Remove 4 cap head screws circled red with a 2.5mm hex key.






Remove the assembly



Run the instrument

During the point in the cycle when the argon gas bleeds into the chamber the motor drive (circled yellow) should begin to rotate.

Does this rotate? If the motor is rotating with the assembly removed then it is the assembly that is faulty this will most likely be a screw that needs tightening in the shutter. (marked green circle)



If the shutter motor does not rotate then the motor needs replacing.

